



NYMPHEA BLACK & WHITE 40W plafond



CE

| | | | |
|---------------------------|-----------------------|--------------------|---------------|
| Power | 40 W | Voltage | 230 V |
| Luminous flux* | 5300 lm (360°) | Colour temperature | 3000 K |
| Colour of light | WW | Beam angle | 115 ° |
| Degree of protection (IP) | IP54 | | |



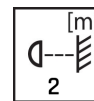
See more on dedicated page 



 Declaration of Conformity

Technical data:

| | |
|------------------------------|-------------------|
| Code | SLI031037WW_PW |
| Power | 40 W |
| Nominal current | 177 mA |
| Voltage | 230 V |
| Energy consumption | 40 kWh/1000h |
| Frequency | 50HZ Hz |
| Protection class | II |
| Power supply included | + |
| Power factor | 0.6 |
| Useful luminous flux* | 5300 lm (360°) |
| Luminous flux** | 3000 lm (360°) |
| Lamp efficacy | 133 lm/W |
| Luminous intensity | 1190 cd |
| Colour temperature | 3000 K |
| Colour of light | WW |
| Beam angle | 115 ° |
| RA | >80 |
| Light source included | + |
| Uniformity of color SDCM max | 5 |
| Working temperature range | -20 +40 ° |
| Lifespan | 17000 h |
| Housing material | TWORZYWO SZTUCZNE |
| Degree of protection (IP) | IP54 |
| Colour | White |
| Dimension (AxBxC) | 485x70 mm |
| Weight | 0.64 kg |
| For use | Inside |
| Assembly method | On the ceiling |
| Application | Inside |
| Made in | PRC |



*applies to the LED source used, **Luminaire luminous flux